

DM-SENSORS

Druck • Feuchte • Weg • Kraft • Messtaster
Drehmoment • Temperatur

Dry Block Temperature Calibrators

New Advanced TA Series

Starting a new age of
temperature calibrators

Ready for Industry 4.0



TA Temperature Calibrators

The New TA Advanced Temperature Calibrators are the result of our 20 years experience in dry block calibrators manufacturing.

The calibration of your sensors has never been so easy with the TA user-friendly interface on its large touch screen. You can get now a calibration test report at your finger tip without installing any specific software.

The TA makes it all! It has an internal temperature standard, a calibrator for your DUT (Device Under test) measurements and an internal powerful processor to control the automatic cycling and generates the calibration reports.

The TA dry block will also connect easily to your metrology or CMMS (Computerized Maintenance Management System) applications as it has an open and documented protocol as well as different modern way to communicate through an Ethernet, Wi-Fi or USB interface.

TA series are available for a wide temperature range from -50 °C to 1200 °C covering most of your industrial temperature calibration needs and they are conform to EURAMET/cg-13/V03, EA Guidelines.

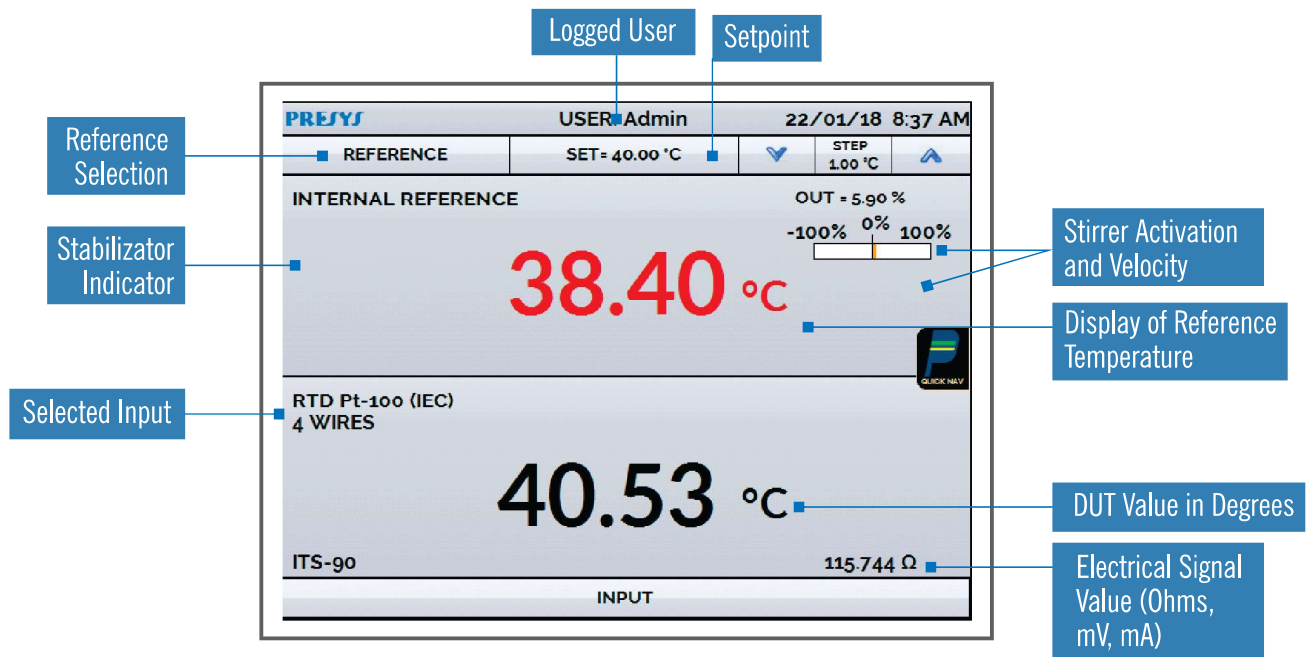


Common features of our TA Advanced Series

- ▶ 5.7" Touch Screen Color Display. Dual Core 1 GHz processor and Flash memory of 16 GB.
- ▶ Electric Power Supply: 115 V or 230 Vac, 50/60 Hz.
- ▶ Unit/Temperature Scales: °C, °F and K, IPTS-68 or ITS-90, user selectable.
- ▶ Ethernet, Wi-Fi via USB/Ethernet router adapter, Serial USB with SCPI protocol.
- ▶ Host/Device USB port.
- ▶ Optional HART® Communication, HART® Digital Calibration.
- ▶ Input Thermocouple: J, K, T, N, L: ± 0.2 °C @ 660 °C / E: ± 0.1 °C @ 660 °C / R, S, C: ± 0.7 °C @ 660 °C.
- ▶ CJC Accuracy: ± 0.2 °C.
- ▶ Input RTD: 2, 3, 4 Wires / Pt-100, Pt-1000 / ± 0.1 °C.
- ▶ Thermostats Automatic Test.
- ▶ Input Current: -1 to 24.5 mA, $\pm 0.01\%$ FS.
- ▶ Transmitter Power Supply: 24 Vdc regulated.
- ▶ External Reference Sensor Input (TC for TA-1200P).

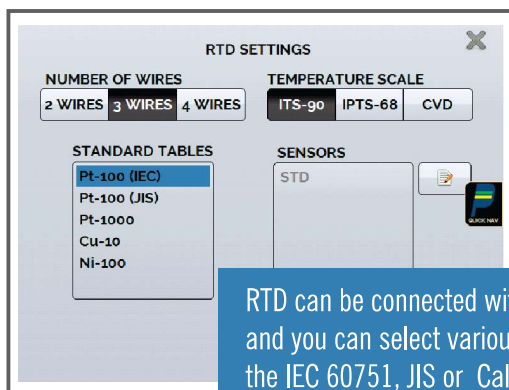
User-friendly Interface

With an easy, clear and intuitive interface, available in different languages, you will be ready to do your first calibration after a few minutes.

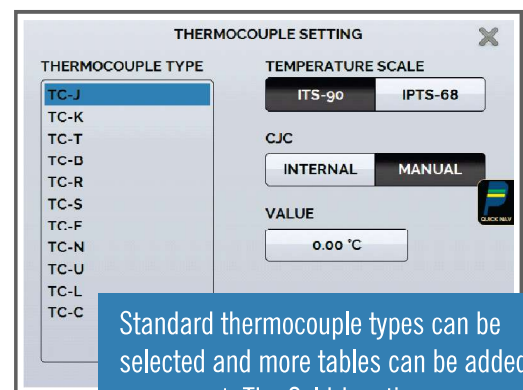


Inputs

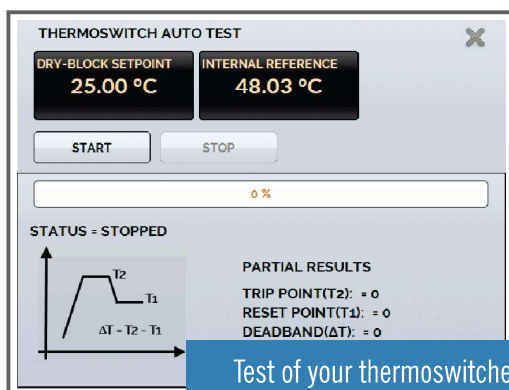
The TA dry block has an internal high-performance calibrator able to read inputs for mA, Thermocouples, RTDs, Thermoswitches as well (optional) digital signals such as Hart® or Profibus® .



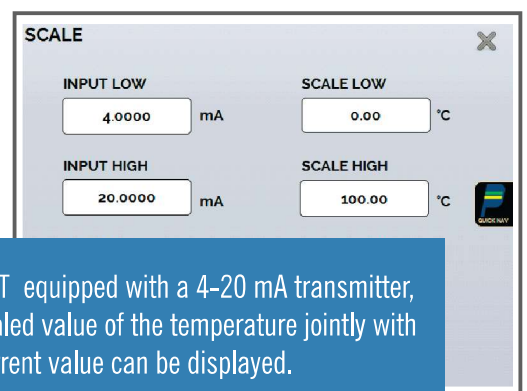
RTD can be connected with 2, 3 or 4 wires and you can select various tables such as the IEC 60751, JIS or Callendar Van Dusen.



Standard thermocouple types can be selected and more tables can be added on request. The Cold Junction Compensation can be internal or external.



Test of your thermoswitches can be performed automatically.



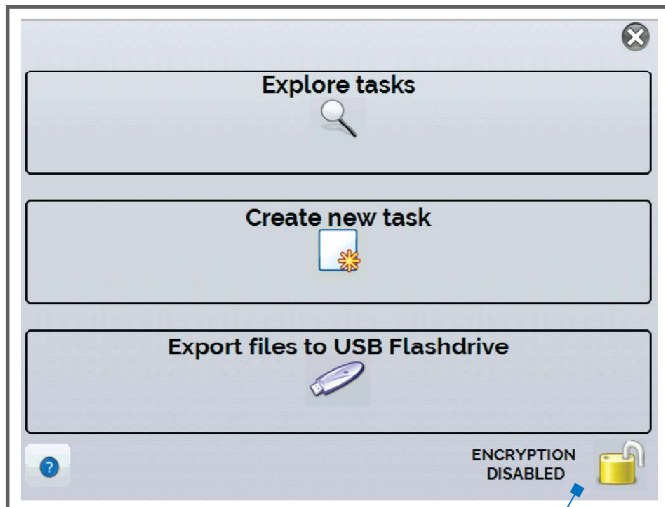
For DUT equipped with a 4-20 mA transmitter, the scaled value of the temperature jointly with the current value can be displayed.

Automatic Temperature Cycling (Tasks)

Automatic tasks can be easily created and executed to issue a final calibration report with our Advanced TA Calibrator.

See for yourself how easy and fast can be an automatic calibration !

First step is to create a task by entering the relevant data of the calibration you will perform.



Communication with your calibration software applications such as ISOPLAN® are encrypted to assure the integrity of your calibration data in accordance with 21 CFR Part 11. When activated by the administrator, the XML data file with calibration information will be encrypted.

You can create tasks using the touch screen display or by connecting remotely from your computer to the TA. Other methods are also possible such as sending task from your application using our XML description or from an existing Excel™ application. The TA dry block can also pick-up a task directly on a remote server. All these possibilities are described and documented in our communication manual.

The 'OPEN TEMPLATE' form contains the following fields and values:

Field	Value
CREATED BY	John
MANUFACTURER	Burns Engineering
MODEL	Sanitary sensor
MESSAGE	
PLANT	Stella Artois
SERIAL N.	Y12345
LEAD TIME(s)	180
TAG	TE001
MAX ERROR (%)	0.300
ERROR SOURCE	FS
FS	100

At the bottom, there are three tabs: 'Task info', 'AsFound/AsLeft', and 'Review and Save'.

The 'AS FOUND' and 'AS LEFT' screens show temperature calibration data. Each screen has a table with columns for 'EXPECTED' and 'POINT' temperatures.

EXPECTED (°C)	POINT (°C)
0.00	0.00
25.00	25.00
50.00	50.00
75.00	75.00
100.00	100.00

Additional fields for 'AS FOUND': REP. 1, AUTO, STRATEGY (up, down, up-down, down-up icons).

EXPECTED (°C)	POINT (°C)
0.00	0.00
25.00	25.00
50.00	50.00
75.00	75.00
100.00	100.00

Additional fields for 'AS LEFT': REP. 3, AUTO, STRATEGY (up, down, up-down, down-up icons).

At the bottom, there is a 'RANGE' field set to 0.00 to 100.00 °C and the same three tabs as the previous screen.

Information about your DUT can be entered such as the model, location, serial number, TAG name and the accepted tolerance.

You can define the temperature setpoints and expected results, different type of cycles, up, down, up and down, down and up and the number of cycles that you want the dry block to perform.

Access the Remote Server

TASK SELECTION

SELECT A TASK TO SEE THE DETAILS

TE001

TASK DETAILS

CREATED IN:
INSTRUMENT DETAILS:
TAG: TE001
SERIAL NUMBER: Y12345
MODEL: Sanitary sensor
MANUFACTURER: Burns Engineering
INPUT RANGE: 0 TO 100 °C
OUTPUT RANGE: 0 TO 100 °C (RTD FOUR)
MAX ERROR = 0.3% FS(FS = 100 °C)
LEAD TIME: 180 s

☒ WAITING ☐ PERFORMED

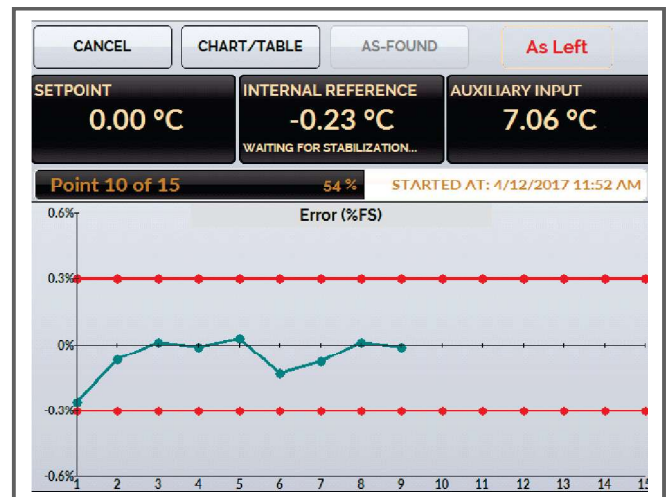
When your task has been created, you can go to the task list to be performed and choose the task you need to execute.

During the execution of the tasks, the TA will display the status of the execution showing the setpoint, the value of the reference and the auxiliary input.

When the dry block is reaching the setpoint, it will wait the defined stabilization time before registering the auxiliary input value.

Graphic is showing the values and the defined error limits.

You can switch easily during the execution from the graphic display to the values.



PERFORMED BY: John

POINT	EXPECTED	OBTAINED	ABS. ERR.	F.SCALE ERR.
100.00 °C	100.00 °C	99.74 °C	-0.26 °C	-0.260%
75.00 °C	75.00 °C	74.93 °C	-0.07 °C	-0.070%
50.00 °C	50.00 °C	50.01 °C	0.01 °C	0.010%
25.00 °C	25.00 °C	24.99 °C	-0.01 °C	-0.010%
0.00 °C	0.00 °C	0.03 °C	0.03 °C	0.030%
100.00 °C	100.00 °C	99.87 °C	-0.13 °C	-0.130%
75.00 °C	75.00 °C	74.92 °C	-0.08 °C	-0.080%
50.00 °C	50.00 °C	50.01 °C	0.01 °C	0.010%
25.00 °C	25.00 °C	24.99 °C	-0.01 °C	-0.010%
0.00 °C	0.00 °C	0.01 °C	0.01 °C	0.010%
100.00 °C	100.00 °C	99.89 °C	-0.11 °C	-0.110%
75.00 °C	75.00 °C	74.94 °C	-0.06 °C	-0.060%

AS-FOUND **AS-LEFT** **AS-FOUND ERR.** **AS-LEFT ERR.** **DETAILS**

When the task is finished, several actions can be taken. You can print the report directly to the connected printer.

The calibration report will contain all the sensor information, the calibration information of your dry block and the calibration results.

It can be complemented with your company logo and your signature that are stored in the TA.

Other possibilities are offered:

- Sending the results to a USB pendrive (PDF, XML and CSV).
- Accessing with our Web Server application.
- Sending back the results to a Remote Server.

CALIBRATION REPORT **PRESYS**

TAG: TE001 **MODEL:** Sanitary sensor

SERIAL NUMBER: Y12345 **MANUFACTURER:** Burns Engineering

OUTPUT RANGE: 0 TO 100 °C (RTD FOUR)

INPUT RANGE: 0 TO 100 °C

STANDARD:	MANUFACTURER	SERIAL NUMBER	MODEL	NEXT CAL.	CERTIFICATE NUMBER
	PRESYS	350.07.16	TA-25NL	—	—

As-found performed by: John Doe

POINT	EXPECTED	OBTAINED	ERROR	F.SCALE ERR.	PASS/FAIL
100.00 °C	100.00 °C	99.90 °C	-0.10 °C	-0.100%	Pass
75.00 °C	75.00 °C	74.95 °C	-0.05 °C	-0.050%	Pass
50.00 °C	50.00 °C	50.02 °C	0.02 °C	0.020%	Pass
25.00 °C	25.00 °C	25.00 °C	0.00 °C	0.000%	Pass
0.00 °C	0.00 °C	0.04 °C	0.04 °C	0.040%	Pass

DOCUMENT CREATED : 12/04/17 **RESPONSIBLE**

Document created : 12/04/17

Communication

Various ways to communicate for the user and from applications are available on the TA Series. By connecting your PC on the USB port, the TA will behave as a Mass Storage Device allowing you to retrieve tasks in XML, PDF or CSV (Comma-separated values) format. Connecting the TA on your IP network, several ways are available to get access to the TA system.

- You can access the task folder using the standard network Windows® File System.
- Sending and retrieving tasks file can be done through the HTTP protocol using a WebApi programming interface.
- You can have a remote access from your computer using VNC Software.
- You can access the TA Calibrator using a standard browser through the integrated Web Server.



Ready for the Industry 4.0

The TA Calibrators can communicate with our other calibrators such as the MCS-XV Universal Process Calibrator to share resource such as a Profibus® interface. These extended connectivity features make the TA dry block a calibrator ready for the Industry 4.0 able to communicate with any CMMS application.

Configuration



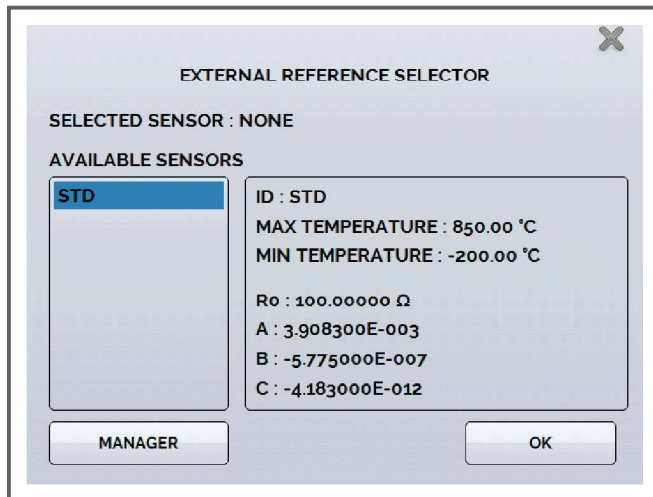
Several languages availables

We provide a protected access to the calibration menu of the TA, so that you can send it to any good calibration laboratory in case an adjustment is needed.



User access can be defined and signature can be entered directly on the touch screen.

External Reference Sensor



TA dry blocks are provided with an input for an external reference sensor that can be used to improve the accuracy, eliminate the offset and loading effect or work with the specific liquid stirred bath insert, black body insert or sanitary insert.

When selected, the external sensor will be used to control the block temperature.

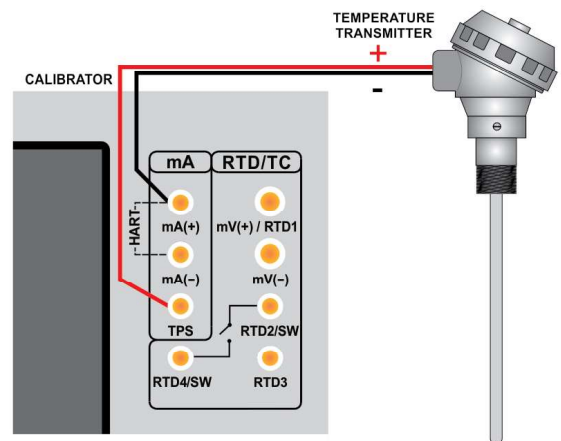
You can easily enter the calibration curve parameters of your sensor (*Callendar Van Dusen*) as well as a temperature protection.

By using this external sensor, you can perform an automatic verification and recalibration of the internal sensor without the need to send your dry block to a laboratory.
Consult Presys to advise you for the selection of your sensor.

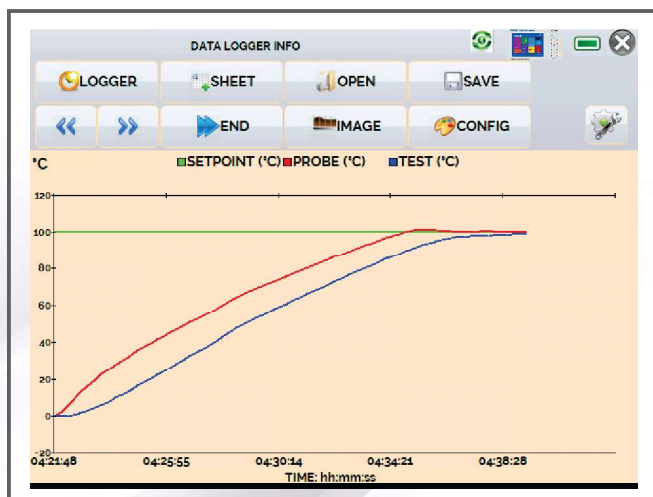
Hart® / Profibus® Communication (Optional)

The TA Series Calibrators can be used to read and adjust the parameters of DUT equipped with a Hart® modem or Profibus® interface.

An automatic calibration reading directly the Hart® digital or Profibus® Process Variable value can be performed eliminating the need of another Communicator.



Data Logger



The TA Series Calibrators allow you to record series of measurements overtime to display data in chart or table format.

Technical Specifications

TA-25N / TA-35N / TA-50N

-50 to 155 °C



Models

	TA-25N	TA-35N	TA-50N
Operating Range ambient temperature: 23 °C	-25 °C to +155 °C	-35 °C to +155 °C	-50 °C to +155 °C
Accuracy with internal Reference	± 0.1 °C	± 0.1 °C	± 0.1 °C
Accuracy with external Reference	± 0.07 °C	± 0.07 °C	± 0.07 °C
Resolution:	0.01 °C	0.01 °C	0.01 °C
Stability:	± 0.02 °C	± 0.02 °C	± 0.02 °C
Axial Uniformity (40 mm) Dry Block	± 0.05 °C Full range	± 0.06 °C Full range	± 0.07 °C Full range
Radial Uniformity Dry Block	± 0.01 °C Full range	± 0.01 °C Full range	± 0.02 °C Full range
Heating Time:	10 min (25 °C to 140 °C)	16 min (25 °C to 140 °C)	11 min (25 °C to 140 °C)
Cooling Time:	11 min (25 °C to -25 °C)	16 min (25 °C to -35 °C)	25 min (25 °C to -50 °C)
Electric Power:	200 W	300 W	400 W
Well Diameter x Depth:	Ø 25.4 mm (1") x 124 mm	Ø 25.4 mm (1") x 124 mm	Ø 25.4 mm (1") x 124 mm
Weight:	10.5 kg	10.5 kg	12.5 kg
Dimension (HxWxD):	260 x 200 x 305 mm	315 x 200 x 305 mm	315 x 200 x 305 mm

Order Code

Power Supply _____ **TA-25N / TA-35N / TA-50N** - ☐ - IN ☐ ☐ - ☐ ☐ - ☐ ☐

1 - 115 Vac 2 - 230 Vac

Included Insert _____

Choose from those listed below

Hart® Communication _____

NH - No Hart® Communication

CH - Hart® Calibrator (basic commands: zero, span, trim mA)

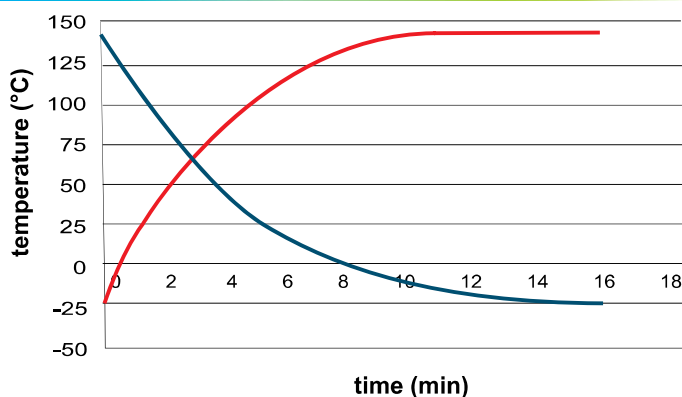
FH - Full-Hart® Configurator, with DD library from FieldComm Group.

Profibus® Communication _____

NP - No Profibus® Communication

PB - Profibus® PA Communication

TA-25N Dry Block is fast, really fast!



Technical Specifications

TA-350P / TA-650P / TA-1200P

up to 1200 °C



Models

	TA-350P	TA-650P	TA-1200P
Operating Range ambient temperature: 23 °C	from ambient temperature to 350 °C	from ambient temperature to 650 °C	50 °C to +1200 °C
Accuracy with internal Reference	$\pm (0.1 \text{ °C} + 0.1\% \text{ of reading})$	$\pm (0.1 \text{ °C} + 0.1\% \text{ of reading})$	$\pm 2.20 \text{ °C}$
Accuracy with external Reference	$\pm 0.07 \text{ °C}$	$\pm 0.10 \text{ °C}$	$\pm 1.50 \text{ °C}$
Resolution:	0.01 °C	0.01 °C	0.1 °C
Stability:	$\pm 0.05 \text{ °C}$	$\pm 0.05 \text{ °C}$	$\pm 0.1 \text{ °C}$
Radial Uniformity (homogeneity)	$\pm 0.02 \text{ °C @ } 50 \text{ °C}$ $\pm 0.03 \text{ °C @ } 150 \text{ °C}$ $\pm 0.04 \text{ °C @ } 350 \text{ °C}$	$\pm 0.05 \text{ °C @ } 50 \text{ °C}$ $\pm 0.10 \text{ °C @ } 300 \text{ °C}$ $\pm 0.20 \text{ °C @ } 650 \text{ °C}$	$\pm 0.05 \text{ °C @ } 50 \text{ °C}$ $\pm 0.15 \text{ °C @ } 650 \text{ °C}$ $\pm 0.20 \text{ °C @ } 1100 \text{ °C}$
Axial Uniformity (homogeneity) TA-350P / TA-650P (40 mm) TA-1200P (20 mm)	$\pm 0.02 \text{ °C @ } 50 \text{ °C}$ $\pm 0.03 \text{ °C @ } 150 \text{ °C}$ $\pm 0.04 \text{ °C @ } 350 \text{ °C}$	$\pm 0.05 \text{ °C @ } 50 \text{ °C}$ $\pm 0.10 \text{ °C @ } 300 \text{ °C}$ $\pm 0.20 \text{ °C @ } 650 \text{ °C}$	$\pm 0.05 \text{ °C @ } 50 \text{ °C}$ $\pm 0.15 \text{ °C @ } 650 \text{ °C}$ $\pm 0.20 \text{ °C @ } 1100 \text{ °C}$
Heating Time:	13 min (50 °C to 350 °C)	18 min (50 °C to 650 °C)	45 min (100 °C to 1200 °C)
Cooling Time:	12 min (350 °C to 100 °C)	22 min (650 °C to 100 °C)	5 h (1200 °C to 200 °C)
Electric Power:	500 W	1000 W	2300 W
Well Diameter x Depth:	Ø 32 mm x 124 mm	Ø 32 mm x 124 mm	Ø 34 mm x 130 mm
Weight:	8.0 kg	10 kg	11 kg
Dimension (HxWxD):	260 x 200 x 305 mm	260 x 200 x 305 mm	315 x 200 x 305 mm

Order Code

Power Supply TA-350P / TA-650P / TA-1200P - ☐ - IN ☐ ☐ - ☐ ☐ - ☐ ☐

1 - 115 Vac 2 - 230 Vac

Included Insert _____

Choose from those listed below

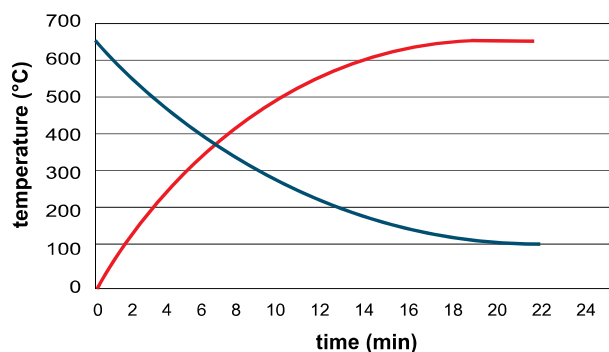
Hart® Communication

NH - No Hart® Communication
CH - Hart® Calibrator (basic commands: zero, span, trim mA)
FH - Full-Hart® Configurator, with DD library from FieldComm Group.

Profibus® Communication

NP - No Profibus® Communication
PB - Profibus® PA Communication

TA-650P Dry Block



Technical Specifications

TA-25NL / TA-45NL

Multifunctional Large Calibration Volume



Models

	TA-25NL	TA-45NL
Operating Range ambient temperature: 23 °C	-25 °C to +140 °C	-45 °C to +140 °C
Accuracy with internal Reference	± 0.1 °C	± 0.1 °C
Accuracy with external Reference	± 0.07 °C	± 0.07 °C
Resolution:	0.01 °C	0.01 °C
Stability:	± 0.02 °C	± 0.02 °C
Axial Uniformity (40 mm) Dry Block	± 0.05 °C Full range	± 0.06 °C Full range
Radial Uniformity Dry Block	± 0.02 °C Full range	± 0.025 °C Full range
Axial Uniformity (40 mm) Stirred Liquid	± 0.025 °C Full range	± 0.025 °C Full range
Radial Uniformity Stirred Liquid	± 0.02 °C Full range	± 0.02 °C Full range
Heating Time:	25 min (25 °C to 140 °C)	20 min (25 °C to 140 °C)
Cooling Time:	20 min (25 °C to -25 °C)	40 min (25 °C to -45 °C)
Electric Power:	300 W	450 W
Well Diameter x Depth:	Ø 35 mm x 160 mm	Ø 35 mm x 160 mm
Weight:	12.0 kg	12.0 kg
Dimension (HxWxD):	315 x 200 x 305 mm	315 x 200 x 305 mm

Order Code

Power Supply _____ TA-25NL / TA-45NL - ☐ - IN ☐ ☐ - ☐ ☐ - ☐ ☐ - ☐ ☐ - ☐ ☐

1 - 115 Vac 2 - 230 Vac

Included Insert _____

Choose from those listed below

Optional _____

AG - Stirred Liquid Insert

Optional _____

BB - Black Body Insert

Hart® Communication _____

NH - No Hart® Communication
 CH - Hart® Calibrator (basic commands: zero, span, trim mA)
 FH - Full-Hart® Configurator, with DD library from *FieldComm Group*.

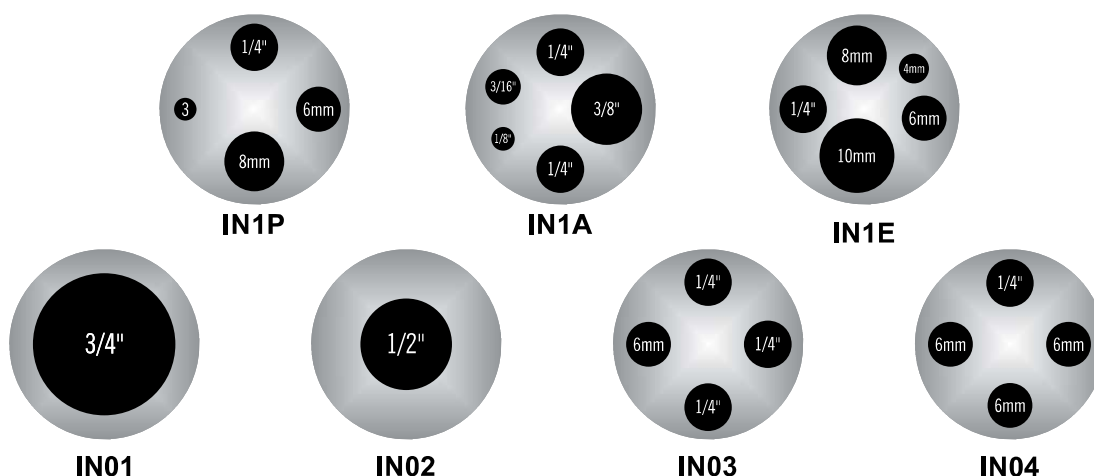
Profibus® Communication _____

NP - No Profibus® Communication
 PB - Profibus® PA Communication

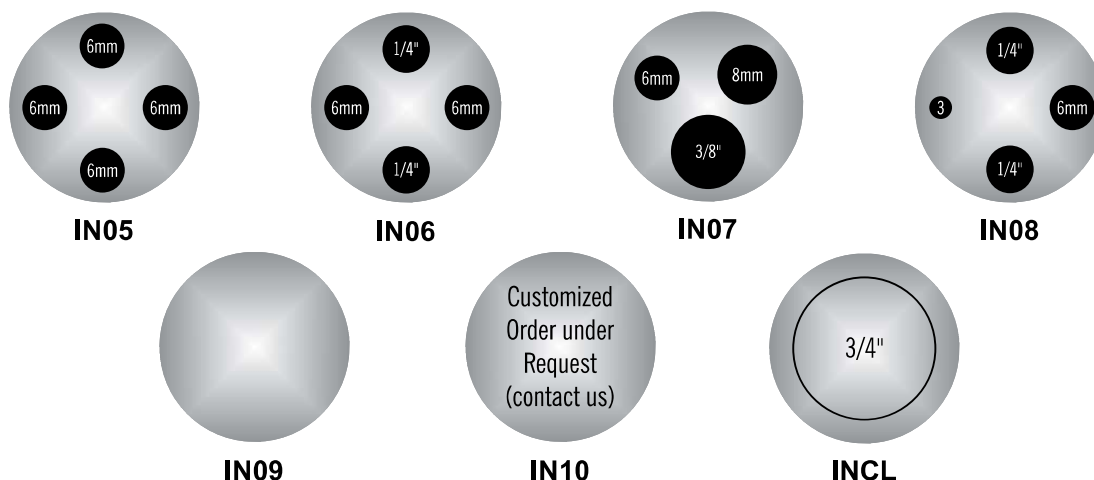
Inserts

One insert is always included in the standard delivery of the TA dry block, you can choose one insert out of these lists.
Our inserts are manufactured with tolerance to guarantee a trouble free operation and get the best performance out of your calibrations.

Inserts	Holes	TA-25N / TA-35N / TA-50N	TA-25NL / TA-45NL
IN1P	1 x 3mm, 1 x 6mm, 1 x 1/4", 1 x 8mm	06.04.0121-00	06.04.0125-00
IN1A	1 x 1/8", 1 x 3/16", 2 x 1/4", 1 x 3/8"	06.04.0122-00	06.04.0126-00
IN1E	1 x 4mm, 1 x 6mm, 1 x 1/4", 1 x 8mm, 1 x 10mm	06.04.0123-00	06.04.0127-00
IN01	1 x 3/4"	06.04.0011-00	06.04.0041-00
IN02	1 x 1/2"	06.04.0012-00	06.04.0042-00
IN03	1 x 6.0mm and 3 x 1/4"	06.04.0013-00	06.04.0043-00
IN04	3 x 6.0mm and 1 x 1/4"	06.04.0014-00	06.04.0044-00

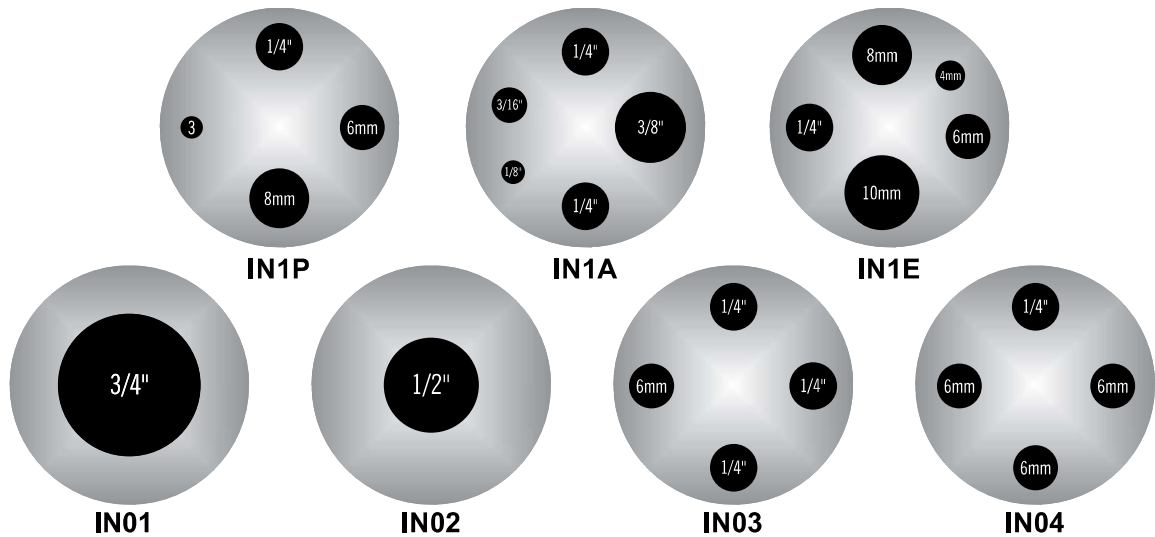


Inserts	Holes	TA-25N / TA-35N / TA-50N	TA-25NL / TA-45NL
IN05	4 x 6.0mm	06.04.0015-00	06.04.0045-00
IN06	2 x 6.0mm and 2 x 1/4"	06.04.0016-00	06.04.0046-00
IN07	1 x 6.0mm, 1 x 8.0mm and 1 x 3/8"	06.04.0017-00	06.04.0047-00
IN08	1 x 6.0mm, 1 x 3.0mm and 2 x 1/4"	06.04.0018-00	06.04.0048-00
IN09	Without hole, to be drilled by the client	06.04.0019-00	06.04.0049-00
IN10	Others, under ordering	06.04.0020-00	06.04.0050-00
INCL	Cup-like insert (for use with tiny steel balls)	06.04.0086-00	—

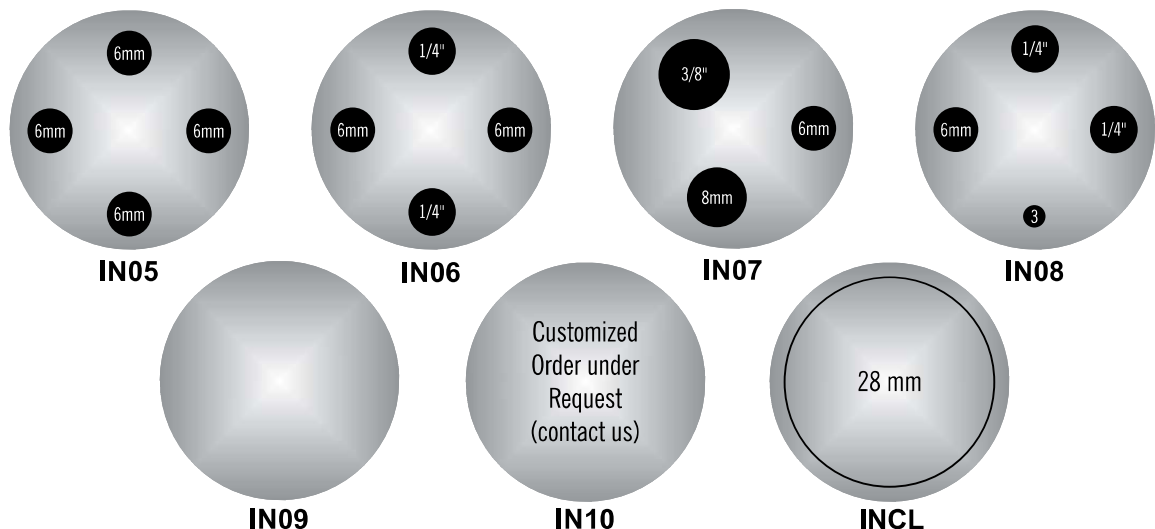


Inserts

Inserts	Holes	TA-350P	TA-650P	TA-1200P
IN1P	1 x 3mm, 1 x 6mm, 1 x 1/4", 1 x 8mm	06.04.0128-00	06.04.0131-00	_____
IN1A	1 x 1/8", 1 x 3/16", 2 x 1/4", 1 x 3/8"	06.04.0129-00	06.04.0132-00	_____
IN1E	1 x 4mm, 1 x 6mm, 1 x 1/4", 1 x 8mm, 1 x 10mm	06.04.0130-00	06.04.0133-00	_____
IN01	1 x 3/4"	06.04.0101-00	06.04.0111-00	06.04.0031-00
IN02	1 x 1/2"	06.04.0102-00	06.04.0112-00	06.04.0032-00
IN03	1 x 6.0mm and 3 x 1/4"	06.04.0103-00	06.04.0113-00	06.04.0033-00
IN04	3 x 6.0mm and 1 x 1/4"	06.04.0104-00	06.04.0114-00	06.04.0034-00



Inserts	Holes	TA-350P	TA-650P	TA-1200P
IN05	4 x 6.0mm	06.04.0105-00	06.04.0115-00	06.04.0035-00
IN06	2 x 6.0mm and 2 x 1/4"	06.04.0106-00	06.04.0116-00	06.04.0036-00
IN07	1 x 6.0mm, 1 x 8.0mm and 1 x 3/8"	06.04.0107-00	06.04.0117-00	06.04.0037-00
IN08	1 x 6.0mm, 1 x 3.0mm and 2 x 1/4"	06.04.0108-00	06.04.0118-00	06.04.0038-00
IN09	Without hole, to be drilled by the client	06.04.0109-00	06.04.0119-00	06.04.0039-00
IN10	Others, under ordering	06.04.0110-00	06.04.0120-00	06.04.0040-00
INCL	Cup-like insert (for use with tiny steel balls)	06.04.0099-00	06.04.0100-00	_____



The use of unappropriated inserts and wrong material can provide unexpected results or cause damages to your unit. In case you need a customized insert, consult your distributor or the factory. Presys can provide custom inserts with minimum 3 mm separation between holes.

Black Body Kit



- For NL/P family

- For TA-1200P + Thermocouple

The Black Body Cavity insert transforms your TA dry block calibrator in an infrared thermometer calibrator.

The insert must be associated with an external sensor (probe or thermocouple) in order to read the exact temperature of the surface.

Remember that the area targeted by the infrared thermometer to be calibrated must be less than or equal to the effective target spot size of the black body.

Emissivity of the cavity black body is 0.95 ± 0.02 .

Stirred Liquid Kit - "NL" family

With the Stirred Liquid Kit, you can turn the TA-25NL/45NL in a homogeneous liquid bath to calibrate your glass thermometers or specific sensors.

The removable liquid container with a sealing cap allows the storage and rapid change of the liquid.

The Magnetic Stirrer assures the homogeneity of the liquid in the container and its rotation velocity is controlled directly on the touch screen of the TA that is standard equipped with a robust brushless motor.

The probe and thermometer guide allows the insertion of various thermometers at the same time.

It is recommended to use an external reference sensor to compensate the offset between the controller and the temperature in the liquid bath.



Validation Inserts

- Insert for thermal validation applications that allows the calibration of multiple sensors.



The thermal validation process requires the use of many temperature sensors and the calibration of these sensors must be performed prior to the temperature measurements of each equipment.

With this in mind Presys has developed this custom insert that facilitates and streamlines the calibration.

Custom Sanitary Insert



- Specific designed Insert for calibration of sanitary and short temperature sensors with build-in reference sensor.

Presys develops custom inserts for sanitary clamp sensors or with irregular format, when doing this the calibration will be faster, easier and accurate.

Temperature control is achieved through the use of an external reference sensor with a curve correction in the same immersion.

You can dispense the use of liquid baths and adding speed and convenience to your calibrations.

The suitable format is important to provide the necessary energy to the sanitary clamp sensor.

The surface of the sanitary sensor and the custom insert are in physical

contact with each other, so that the resulting error of the heat dissipation is minimized.

Furthermore with the customized insert, the sensor is calibrated in similar conditions as in the process in which it is used on daily basis.

Sanitary Clamp Sensor Examples



ITS-90 Fixed Point Maintainer

Our TA dry block can be used as well as an ITS-90 fixed-point cell maintainer to realize your ITS-90 calibration.



Standard Delivery

All our TA dry blocks are delivered complete with the following accessories:

- 01 x Soft Carrying Case
- 01 x Insert Extractor
- 01 x Insert Choosen
- 01 x Cup-like Insert *
- 01 x Tiny Steel Balls Flask *
- 01 x Power Cable
- 01 x Lead Cable Kit
- 01 x Technical Manual
- 01 x Traceable Calibration Certificate.



* It is not included in TA-25NL / TA-45NL and TA-1200P.

Optional calibration certificate done by our accredited laboratory can be requested as well as a full dry block characterisation certificate that will include all parameters requested by Euramet/cg-13/V3.0 such as axial and radial uniformities as well as loading effect.

Cup-like Insert and Tiny Steel Balls

Presys dry block calibrators are offered with an exclusive accessory consisting of a cup-like insert that is an insert drilled with the maximum allowed diameter (3/4"), proper for being filled with tiny steel balls (furnished in a plastic container).

With both the cup-like insert and the tiny balls, it is possible to calibrate temperature sensors with irregular shape or whose dimensions do not match the available insert holes. One should place the sensor to be calibrated in the insert and fulfill the remaining volume with the tiny balls.

To achieve accurate measurements it is necessary to read from an external reference sensor tied together with the sensor to be calibrated both plunged in the tiny balls.



Accessories Code

Description	Order Code
Soft Carrying Case for TA-25N / TA-35N / TA-350P / TA-650P	06.01.1031-00
Soft Carrying Case for TA-50N / TA-25NL / TA-45NL / TA-1200P	06.01.1032-00
Insert Extractor for TA-1200P	02.06.0087-20
Insert Extractor (other models)	02.06.0085-20
Tiny Steel Balls Flask	03.03.0144-21
Lead Cable Kit	06.07.0018-00
Power Cable Type J – Brazil	01.14.0008-21
Power Cable Type B – US	01.14.0100-21
Power Cable Type F – Europe Universal	01.14.0089-21

PRESYS Instruments

Is a leading manufacturer and developer
of calibrators for temperature, pressure and process
signals as well as calibration software offering
a complete solution for process calibration needs.
Presys has an ISO/IEC 17025 accredited laboratory
issuing accredited certificates in accordance
with international standards.



DM-SENSORS

Druck • Feuchte • Weg • Kraft • Messtaster
Drehmoment • Temperatur



Your Distributor:

DM-SENSORS

Tel: +49 69 1534 1776
info@dm-sensors.de
www.dm-sensors.de